

Using Zoom

For The Police Credit Union's virtual
Annual General Meeting

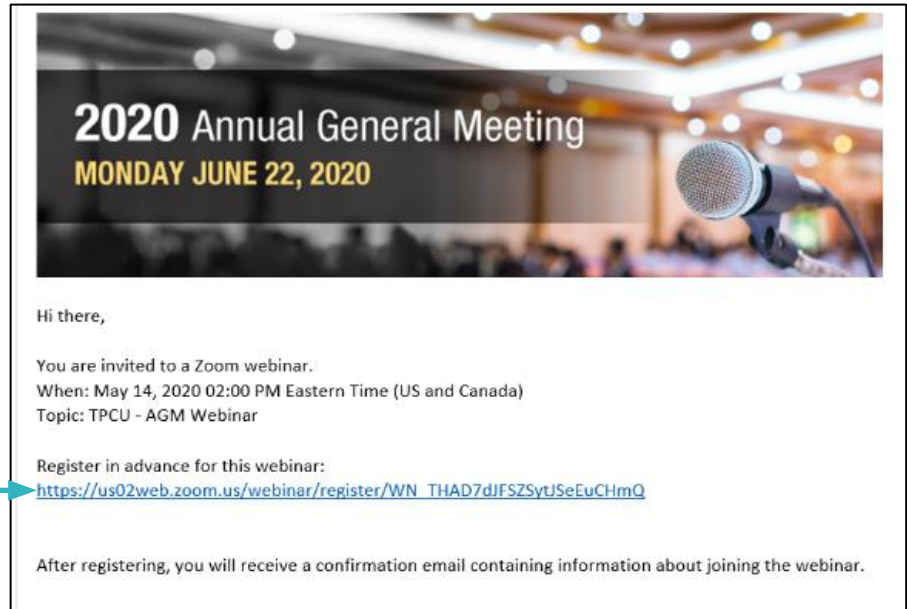
Participant Guide



the
Police Credit Union

Registering for Zoom step by step

1. The first step is to register via the email that will be sent to you after June 10th.



Click Here to Register



2. A webinar registration form will appear once you click the link.

Please enter in the information required.

The screenshot shows a "Webinar Registration" form. At the top, there are social media icons for Facebook, Twitter, LinkedIn, and Email. Below them is a green banner that says "This webinar is for users with a Zoom account. New to Zoom? Sign up free." The form fields are: "Topic: TPCU - AGM Webinar", "Description: The Police Credit Union - 2020 Annual Meeting Webinar", and "Time: May 14, 2020 02:00 PM in Eastern Time (US and Canada)". Below these are four required fields: "First Name *", "Last Name *", "Email Address *", and "Confirm Email Address *". A red box highlights these four fields. At the bottom of the form is a blue "Register" button.

Fill out your first and last name as well as your email address here



3. Your webinar registration will be approved, and a link will be provided to join the webinar.

This link can be saved and used to join the webinar on June 22nd.

Click this link to join the webinar on June 22nd.



Webinar Registration Approved

Topic: TPCU - AGM Webinar

Description: The Police Credit Union - 2020 Annual Meeting Webinar

Time: May 14, 2020 02:00 PM in Eastern Time (US and Canada)
[Add to calendar](#)

Webinar ID: 864 4498 0716

To Join the Webinar

Join from a PC, Mac, iPad, iPhone or Android device:

Please click this URL to join. https://us02web.zoom.us/j/86444980716?tk=Bw5smtDX_HnEeTw9mLT-uCDjbPXVHFRcezd6ObloGLU.DQJAAAAUIIW57BZr5WFuOGJEQJNrdW8tNIBRaGpuNWpBAAAAAAAAAAAAAAAAAAAAAAAAAAAAAAAA&pwd=Z3dlZUJmOFBuWXIsaWJlTFFOU2ExUT09&uid=WN_THAD7dJFSZSytJSeEuCHmQ

To Cancel This Registration

You can [cancel](#) your registration at any time.

Your registration is complete!

4. You will also receive an **email confirmation** with the meeting details. Remember to **keep it handy** or copy it into your calendar, **you can use this confirmation to join our meeting June 22nd.**

Click this link to join the webinar the day of.



Thank you for registering for "TPCU - AGM Webinar".

Please submit any questions to: zoom@tpcu.on.ca

Date Time: May 14, 2020 02:00 PM Eastern Time (US and Canada)

Join from a PC, Mac, iPad, iPhone or Android device:
[Click Here to Join](#)
Note: This link should not be shared with others; it is unique to you.
Password: 996487
[Add to Calendar](#) [Add to Google Calendar](#) [Add to Yahoo Calendar](#)

Description: The Police Credit Union - 2020 Annual Meeting Webinar

Or iPhone one-tap :
US: +14086380968,,86444980716# or +16468769923,,86444980716#

Or Telephone:
Dial(for higher quality, dial a number based on your current location):
US: +1 408 638 0968 or +1 646 876 9923 or +1 669 900 6833 or +1 253 215 8782 or +1 301 715 8592 or +1 312 626 6799 or +1 346 248 7799
Webinar ID: 864 4498 0716
Password: 996487
International numbers available: https://us02web.zoom.us/j/86444980716?tk=Bw5smtDX_HnEeTw9mLT-uCDjbPXVHFRcezd6ObloGLU.DQJAAAAUIIW57BZr5WFuOGJEQJNrdW8tNIBRaGpuNWpBAAAAAAAAAAAAAAAAAAAAAAAAAAAAAAAA&pwd=Z3dlZUJmOFBuWXIsaWJlTFFOU2ExUT09&uid=WN_THAD7dJFSZSytJSeEuCHmQ

Instructions on the next page on joining the meeting the day of...

Time to join the meeting

You can join the meeting up to **15 minutes prior to the start at 4:00 p.m. on June 22nd, 2020** and you will be placed into a waiting room. A slide show will run until the meeting begins so you will know you are in the right place.

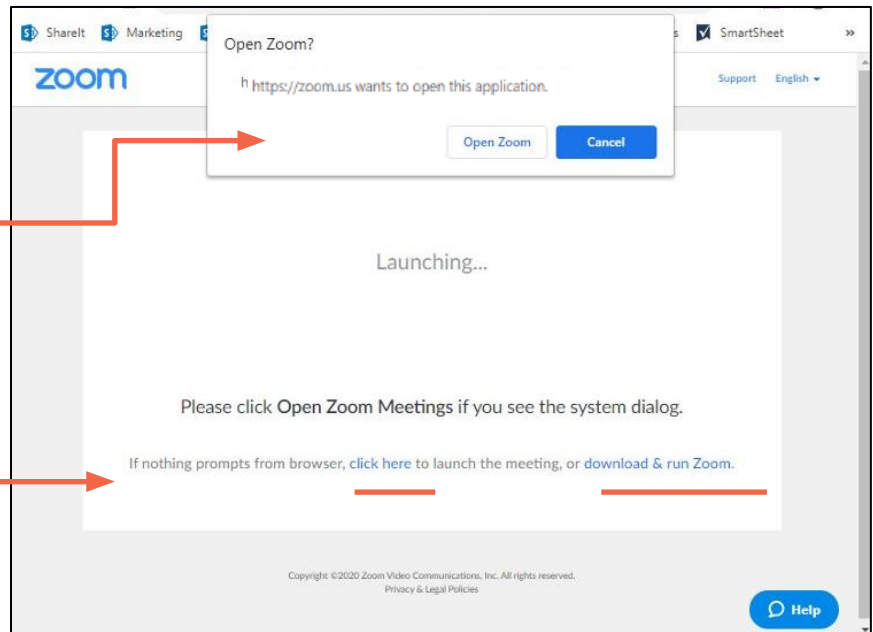
What you'll need:

A strong wifi connection and a desktop computer or laptop will give you the best experience. If using a tablet or smart phone, you may be required to download the Zoom app. The instructions below are for use of a desktop computer or laptop.

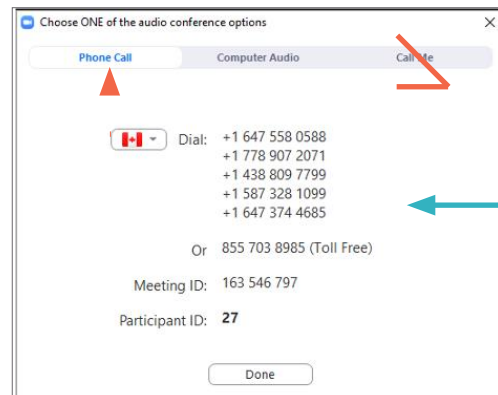
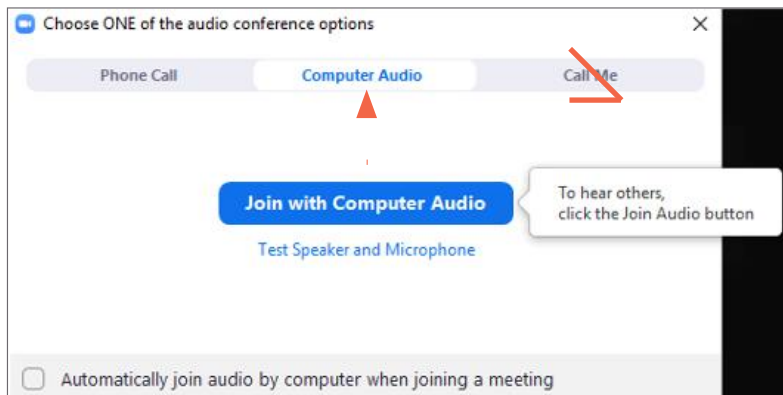
Here's how to join:

Click the link from your confirmation email to join. It will take you to the screen to the right.

Depending on your browser and security settings, this may function differently. It may begin when you click **'Open Zoom'** or you may need to **'download & run Zoom'**. Follow the prompts.



- When Zoom opens/runs you will need to select how you would like to hear the meeting. Either through the speakers on your computer or through your phone which is often clearer. Do not select 'Call Me' as we do not have that capability.



Call any number listed and Enter the information from your meeting when prompted, followed by #. The Meeting ID will be unique to our AGM meeting.

Now you're in the meeting

It is important to note **we will not be taking questions during the meeting.** Questions can be directed to AGMquestions@tpcu.on.ca and the responses will be posted on our website tpcu.on.ca.

That's it!

Looking forward to 'seeing' you there.

NOTE: Unfortunately, we are unable to provide technical support during the meeting. Please ensure you are familiar with Zoom prior to the meeting.